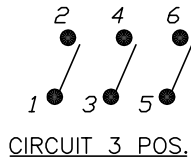
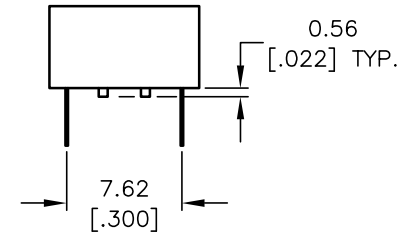
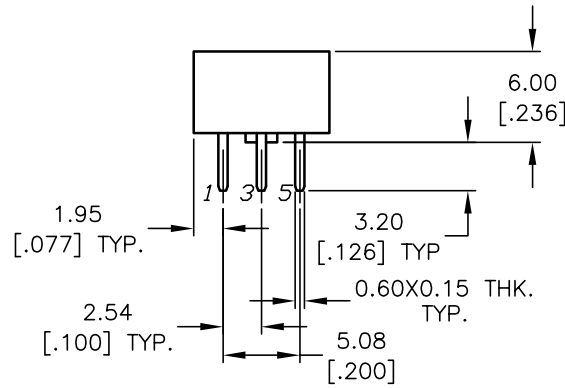
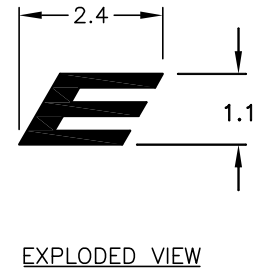
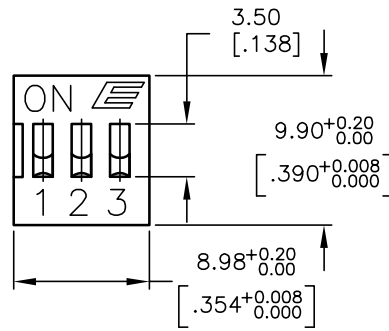


\*(Pos. 1 Denotes Pin No. 1)  
RECOMMEND P.C.B. LAYOUT



NOTES:

1. ALL DIMENSIONS IN MM [INCH]
2. GENERAL TOLERANCE: X.X=±0.4  
X.XX=±0.25
3. TERM. NOS. FOR REFERENCE ONLY.
- ▲ 4. CONTACT RATINGS: 25mA @24VDC. (Switch)  
100mA @50VDC. (Carry)
5. CONTACT MATERIAL:  
CONTACTS: (MOVABLE) GOLD PLATE  
TERMINALS: GOLD PLATE
6. INSULATION RESISTANCE;  
100 MEGA-OHMS MIN. @500VDC
7. CONTACT RESISTANCE;  
50 MILLI-OHMS TYPICAL @2-4VDC @100mA
8. OPERATING TEMP.;;  
-40°C to +80°C
- ▲ 9. PACKAGE: IN DISPENSING TUBES  
WITH ALL POLES IN THE "OFF" POSITION.
10. ▲ DENOTES CRITICAL PARAMETER.



**E-SWITCH®**

TITLE					KAS1103R				
A	13541	RELEASED FOR PRODUCTION	10/17/03	AR					
REV.	ECN No.	DESCRIPTION	DATE	CHKD	SCALE	DATE	DR	DWG	REV
					2:1	10/17/03	AR	N311030	A

THE INFORMATION CONTAINED IN THIS DOCUMENT IS PROPRIETARY TO E-SWITCH AND IS NOT TO BE COPIED OR TRANSFERRED